



heatilator®
The first name in fireplaces

Birmingham

masonry-style wood-burning fireplace

Birmingham

masonry-style wood-burning fireplace



Cover: BIR50 shown with standard birmingham mesh screen doors, grand oak gas logs, traditional molded brick panel and covington mantel shelf.

Left: BIR42 shown with standard birmingham mesh screen doors, grand oak gas log set, herringbone molded brick panel and custom surround.

Below: BIR50 shown with operable mesh screen doors, grand oak gas logs, traditional molded brick panel and covington mantel shelf.

Classic Style, Valued Performance

Deliver a bold design statement and robust flames. The Birmingham offers the value and performance of a custom-built masonry fireplace—at a fraction of the cost. Customize your warm, functional focal point with three different sizes and attractive finishing options.

Whether at a crackle or a blaze, the Birmingham is at home in your favorite room.

- Flush-hearth design for seamless finishing
- Three sizes available; 36", 42" and 50" firebox openings
- Choose traditional or herringbone molded interior brick panels
- Optional mesh screen doors or bi-fold glass doors
- Two standard outside air kits for enhanced venting
- Quick, simple installation
- Tested to UL127 standards





BIR36 shown with operable glass bi-fold doors in black, grand oak log set, traditional molded brick panel and custom surround.

Options




Operable Bi-fold Glass Doors




Operable Mesh Screen Doors

Birmingham optional doors are both available in black or bronze finishes.



Black (BK)



Bronze (BZ)



Traditional Molded Brick Panel



Herringbone Molded Brick Panel

A flush-hearth design enables a seamless transition from firebox to finishing materials.

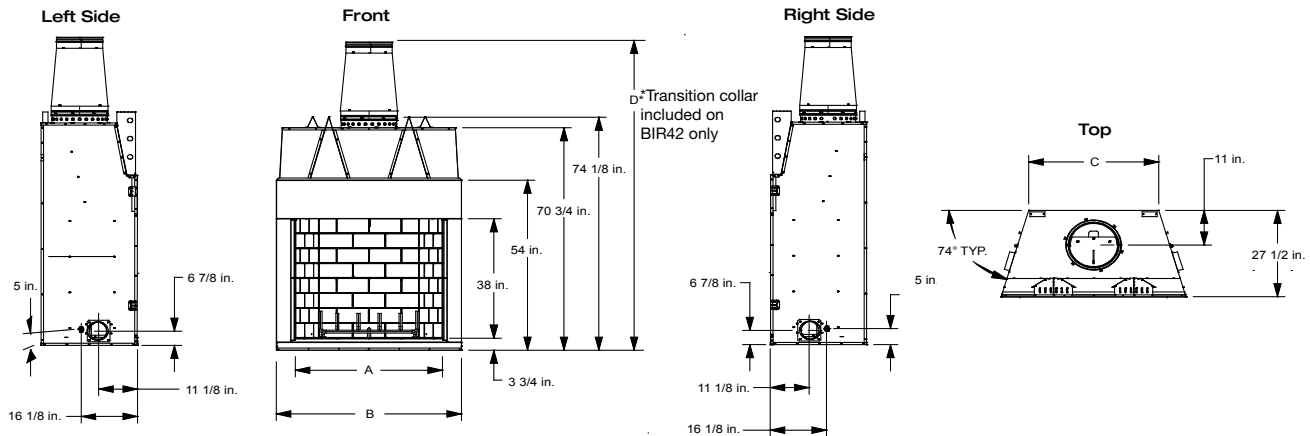


Models Available

MODEL	HEAT	SIZE	VENTING	OUTSIDE AIR
BIR36	Radiant	36"	SL1100 Series	Standard
BIR42	Radiant	42"	SL1100 Series	Standard
BIR50	Radiant	50"	Requires 14" Dura-Vent DuraChimney II	Standard

Technical Specifications

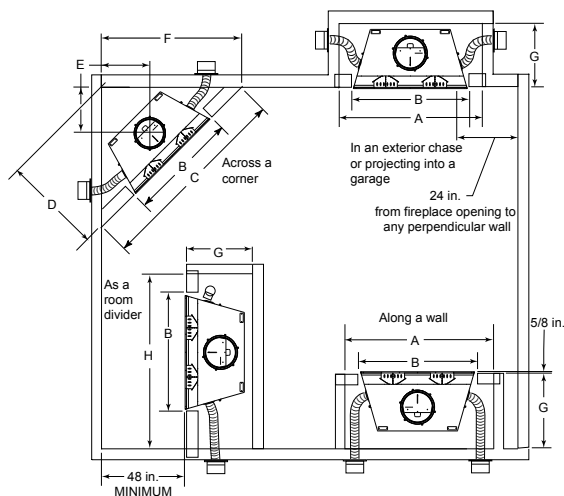
MODEL	FRONT WIDTH (B)	BACK WIDTH (C)	HEIGHT (D)	DEPTH	FIREBOX OPENING (A)
BIR36	46-7/8" (1191mm)	31-1/8" (790mm)	74-1/8" (1884mm)	27-1/2" (699mm)	36"w x 38"h
BIR42	52-7/8" (1343mm)	37-1/8" (943mm)	97-1/2" (1884mm)*	27-1/2" (699mm)	42"w x 38"h
BIR50	60-7/8" (1546mm)	45-1/8" (1146mm)	74-1/8" (1884)	27-1/2" (699mm)	50"w x 38"h



Clearances

MODEL	A	B	C	D	E	F	G	H
BIR36	72" (1829mm)	47-7/8" (1216mm)	89-1/8" (2264mm)	44-5/8" (1133mm)	20-3/8" (518mm)	63-1/8" (1603mm)	28-1/2" (724mm)	78" (1981mm)
BIR42	77-7/8" (1978mm)	53-7/8" (1368mm)	95-1/4" (2419mm)	47-5/8" (1210mm)	22-1/2" (572mm)	67-3/8" (1711mm)	28-3/8" (721mm)	84" (2134mm)
BIR50	85-7/8" (2181mm)	61-7/8" (1572mm)	103-1/4" (2623mm)	51-5/8" (1311mm)	25-1/4" (641mm)	73" (1854mm)	28-3/8" (721mm)	92" (2337mm)

NOTE: Both outside air kits **MUST** be installed.



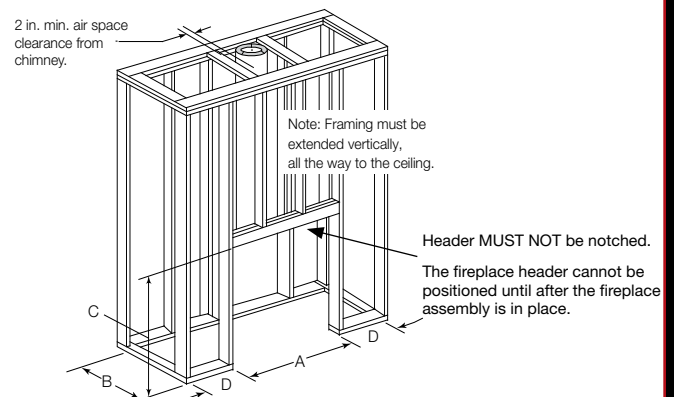
Framing

MODEL	A ROUGH OPEN- ING (WIDTH)	B* ROUGH OPENING (DEPTH)	C** ROUGH OPENING (HEIGHT)	D SEE NOTE BELOW
BIR36	47-7/8" (1216mm)	28-1/2" (724mm)	74-1/4" (1886mm)	12" (305mm)
BIR42	53-7/8" (1368mm)	28-3/8" (721mm)	74-1/2" (1892mm)	12" (305mm)
BIR50	61-7/8" (1572mm)	28-3/8" (721mm)	74-1/2" (1892mm)	12" (305mm)

**If interior of chase will be drywalled, add the thickness to this measurement

**Adjust header height for raised floor under fireplace

D = extra space needed for outside air connection. If outside air duct has no bend, this dimension may be reduced as long as minimum clearances are met.



Available From

heatilator
The first name in fireplaces

a brand of
Hearth & Home Technologies Inc.®

1915 West Saunders Street
Mt. Pleasant, Iowa 52641
800-927-6841 | heatilator.com

facebook.com/Heatilator
twitter.com/Heatilator
youtube.com/HeatilatorFireplaces

Limited Lifetime Warranty*

The strongest in the industry, Heatilator provides a limited lifetime warranty on the most important aspects: firebox and heat exchanger.

*For full warranty details go to heatilator.com.

The information provided in this literature is for planning purposes only and subject to change. Please consult the installation manual for actual installation. Actual product appearance may differ from product images. Fireplace, stove and insert surfaces get extremely HOT and can cause severe burns if touched. Keep a safe distance away. To learn more visit: www.fireplaces.com/fireplacesafety

HTL-1056U-1011

