



**heatilator®**  
*The first name in fireplaces*

## **Novus**

direct vent & b-vent  
gas fireplaces

# Novus


direct vent & b-vent gas fireplaces



## The Most Demanded Gas Fireplace in the Industry

The Novus combines the features and modern styling demanded by consumers. The minimalist design features clean lines and contemporary elements with sleek surround options. The realistic gas logs and ceramic fiber refractory enhance the warmth and glow of a real fire. Also featuring more designer front options, an upgraded burner system, and a larger viewing area the Novus is perfect in any room.

- Realistic gas log configuration increases flame height and creates a more exposed ember bed.
- Direct vent and B-vent options available for all sizes. Direct vent models maintain indoor air quality by preventing carbon monoxide, nitrogen dioxide and excess moisture from entering your home.
- Four size options available with front glass width dimensions of 30", 33", 36", and 42".
- Three front options available in your choice of finish
- Features a base dimension ideal for both corner and side wall installations.



### IntelliFire™

Our exclusive, state-of-the-art, IntelliFire ignition system reduces gas consumption and thermogenerator wear by providing a pilot flame only when needed. It also supplies a back-up battery system to run the fireplace during a power outage.

**Cover:** 36" Novus shown with optional Demi front, traditional refractory, Plymouth mantel and absolute black granite.

**Top:** 36" Novus shown with Plymouth mantel and absolute black granite

**Left:** 30" Novus shown with Camden cast surround

# Options

## Fronts & Doors



Demi Non-Operable Front



Demi Operable Front




Tres Operable Front

## Front Finishes


Finish options shown here available for the Demi and Tres fronts.



Pewter



Bronze



Black

## Controls

**TotalRemote** This remote control effortlessly manages heat output and comfort level. For fireplaces and inserts.

**Models:** RCT-MLT-HTL

**Features:** Hardwired Receiver, Timer Mode, Thermostat Mode, Room Temperature Readout, Flame High/Low, Fan Speed, On/Off



**SmartRemote** An added level of function and convenience in a remote control. For fireplaces, stoves, inserts, and gas logs with or without line power.

**Models:** SMARTBATHTL-B, SMART-STAT-HTL

**Features:** Battery-Powered or Hardwired Receiver, Timer Mode, Thermostat Mode, Room Temperature Readout, On/Off



**IntelliSwitch200** Designed exclusively for Heatilator fireplaces with IntelliFire, our state-of-the-art intermittent pilot ignition system.

**Models:** WSK200-HTL

**Features:** On/Off, Auto Battery Backup, Battery Strength Indicator, Pilot Activation, Fan Speed



## Refractories



Traditional Refractory



Herringbone Refractory

## Additional Options Not Pictured

- Fan Kit
- Outside Air Kit (for B-vent models only)
- Gas Conversion Kits
- Mantels and Surrounds

## Venting

- Direct Vent: DVP pipe
- B-Vent: 5" B-vent pipe

## Models\* Available

MODEL	BTU/HR INPUT(NG)	OPENING SIZE
NBV/NDV3630I	14,000 - 20,000	30" (762mm)
NBV/NDV3933I	15,000 - 22,000	33" (838mm)
NBV/NDV4236I	17,000 - 25,000	36" (914mm)
NBV/NDV4842I	20,500 - 30,000	42" (1067mm)

## U.S. Efficiencies

**Steady State** - Since most homeowners use their fireplaces for an extended time while they are in the room, Steady State measures how efficiently your fireplace converts fuel to heat once it is warmed up and running in a "steady state".

**AFUE** - AFUE rating is more typically used with appliances, like your furnace, that continually cycle on and off to maintain a constant temperature.

## Canada Efficiencies

**EnerGuide (CSA P.4.1-02)** - EnerGuide is a rating used in Canada to measure annual fireplace efficiency.

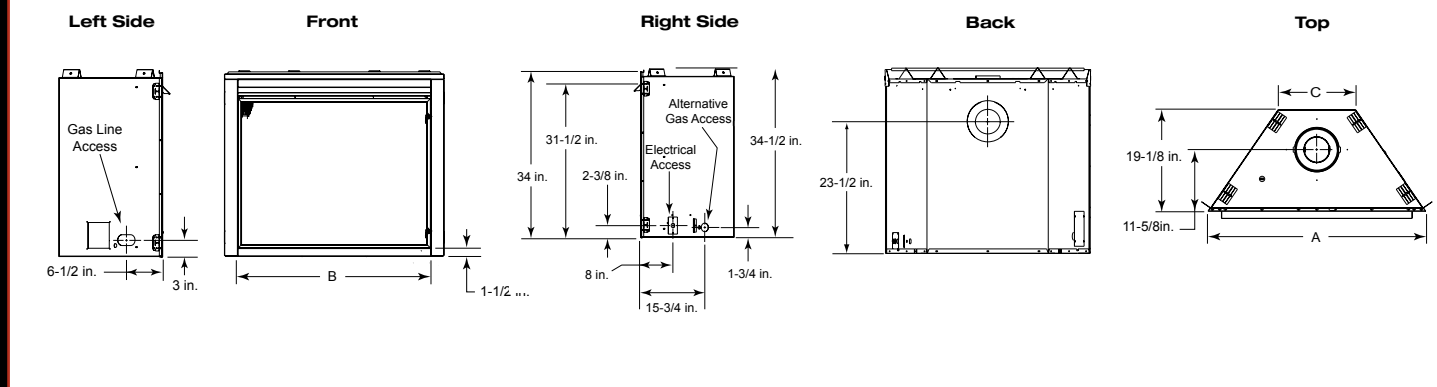
Rating	NDV3630	NDV3933	NDV4236	NDV4842
Steady State	75%	78%	73%	77%
AFUE	52%	48%	52%	56%

Rating	NDV3630	NDV3933	NDV4236	NDV4842
EnerGuide (CSA P.4.1-02)	55%	51%	54%	58%



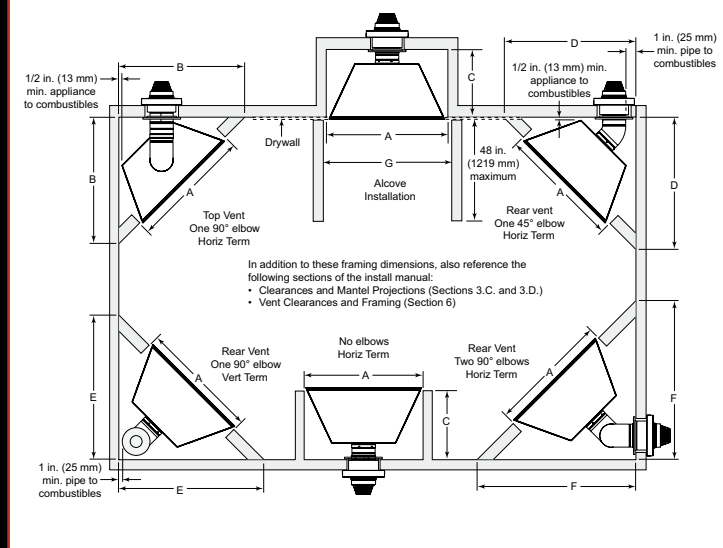
# Technical Specifications

MODEL	FRONT WIDTH (A)	BACK WIDTH (C)	HEIGHT	DEPTH	GLASS SIZE (B)
NBV/NDV3630I	35" (889mm)	8-5/8" (219mm)	34" (864mm)	19-1/8" (486mm)	30" w x 22-5/8" h
NBV/NDV3933I	38" (965mm)	11-5/8" (279mm)	34" (864mm)	19-1/8" (486mm)	33" w x 22-5/8" h
NBV/NDV4236I	41" (1041mm)	14-5/8" (371mm)	34" (864mm)	19-1/8" (486mm)	36" w x 22-5/8" h
NBV/NDV4842I	47" (1194mm)	20-5/8" (508mm)	34" (864mm)	19-1/8" (486mm)	42" w x 22-5/8" h



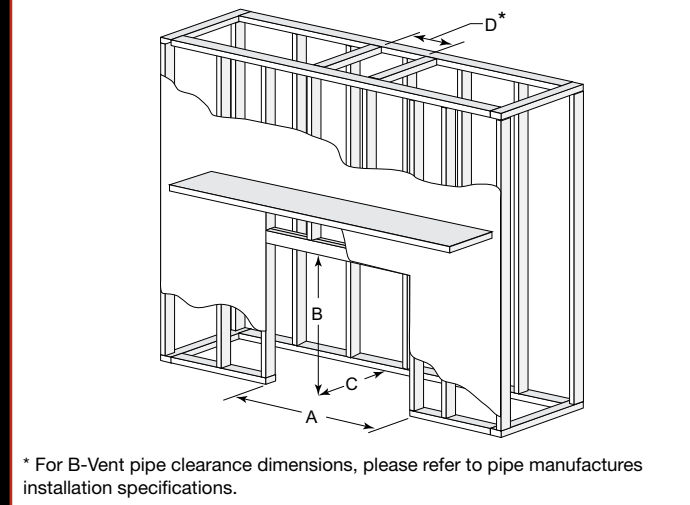
## Clearances

MODEL	A	B	C	D	E	F	G
NBV/NDV3630I	36" (914mm)	33-1/2" (851mm)	19-5/8" (498mm)	43-3/8" (1102mm)	47" (1194mm)	53-1/4" (1353mm)	37" (940mm)
NBV/NDV3933I	39" (991mm)	35-1/2" (902mm)	19-5/8" (498mm)	43-3/8" (1102mm)	47" (1194mm)	53-1/4" (1353mm)	40" (1016mm)
NBV/NDV4236I	42" (1067mm)	37-5/8" (956mm)	19-5/8" (498mm)	43-3/8" (1102mm)	47" (1194mm)	53-1/4" (1353mm)	43" (1092mm)
NBV/NDV4842I	48" (1219mm)	41-7/8" (1064mm)	19-5/8" (498mm)	43-3/8" (1102mm)	47" (1194mm)	53-1/4" (1353mm)	49" (1245mm)



## Framing

MODEL	A ROUGH OPENING (WIDTH)	B ROUGH OPENING (HEIGHT)	C ROUGH OPENING (DEPTH)	D ROUGH OPENING (DVP PIPE)	D ROUGH OPENING (SLP PIPE)
NBV/NDV3630I	36" (914mm)	34-7/8" (886mm)	19-5/8" (498mm)	10" (254mm)	9" (229mm)
NBV/NDV3933I	39" (991mm)	34-7/8" (886mm)	19-5/8" (498mm)	10" (254mm)	9" (229mm)
NBV/NDV4236I	42" (1067mm)	34-7/8" (886mm)	19-5/8" (498mm)	10" (254mm)	9" (229mm)
NBV/NDV4842I	48" (1219mm)	34-7/8" (886mm)	19-5/8" (498mm)	10" (254mm)	9" (229mm)



The rough framing dimensions shown represent the distance from stud to stud only and do not take into consideration the addition of drywall. Please refer to installation instructions for complete specifications and drawings when installing this product. Go to [heatilator.com](http://heatilator.com) to download.

## Available From

**heatilator**  
The first name in fireplaces

a brand of  
Hearth & Home Technologies Inc.®

1915 West Saunders Street  
Mt. Pleasant, Iowa 52641  
800-927-6841 | [heatilator.com](http://heatilator.com)

[facebook.com/Heatilator](https://www.facebook.com/Heatilator)  
[twitter.com/Heatilator](https://twitter.com/Heatilator)  
[youtube.com/HeatilatorFireplaces](https://www.youtube.com/HeatilatorFireplaces)

HTL-1009U-0711

## Limited Lifetime Warranty\*

The strongest in the industry, Heatilator provides a limited lifetime warranty on gas-burning products of the most important aspects: firebox and heat exchanger.

The information provided in this literature is for planning purposes only and subject to change. Please consult the installation manual for actual installation. Actual product appearance may differ from product images. \*For full warranty details go to [heatilator.com](http://heatilator.com).

Canada

**ENERGUIDE**

Look for the **EnerGuide**  
Gas Fireplace Energy  
Efficiency Rating in this brochure

Based on CSA P4.1-02

